

CHLORIDE SYSTEMS

TYPE: _____

CATALOG NO.: _____

GENERAL DESCRIPTION

The OptaLite is an architectural grade low-level lighting product based on the latest technology in high-output white LEDs. All models accommodate an isolated utility input that may be controlled by a wall switch, time clock, or photocell. Optional nickel metal hydride batteries and a diagnostic charger allow for normally on and emergency lighting in one fixture. Self-powered emergency models require an additional unswitched power source. OptaLite meets the Buy American requirements.

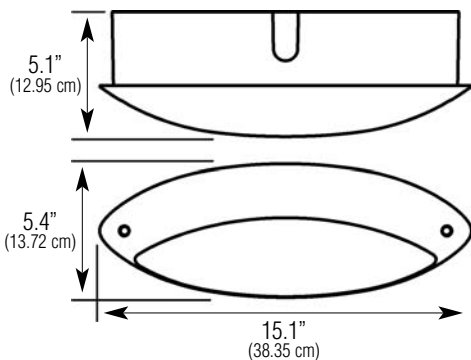
ILLUMINATION

Normal and emergency illumination is provided by two field-replaceable white LED modules driven in parallel and a vacuum plated polycarbonate reflector. When using multiple fixtures, the reflector design has been optimized to produce an average of 1 footcandle of emergency illumination over a 4' x 10' egress path when placed at a mounting height of 18" AFF. IES photometric data files are available.

INSTALLATION

Recessed installations are simplified with the available 18 gauge galvanized steel backbox option. The OptaLite housing is designed for direct mounting to a 3/2" octagonal, 4" octagonal or single gang junction boxes using convenient keyhole knockouts. The unit may also be connected to surface conduit via its top-located conduit entry knockout. A tamperproof fastener for attaching the cover is provided standard.

DIMENSIONS



Cast aluminum housing shown without concrete-pour backbox.

See reverse for other configurations.

Dimensions are approximate and subject to change.

OptaLite

Architectural White LED Lighting Fixture

Low-Level Security and Emergency Lighting

Optional Emergency Packages

7.2 Volt, 12 Watt, White LED Lamps

Wet Location Listing Standard

HOUSING

Durable, die cast aluminum housing and cover with UV stabilized polycarbonate lens. A full range of pleasing architecturally inspired powder coated finishes are available (see below). Exterior, recessed mount applications shall be ordered and installed with the UL-approved concrete-pour backbox option with powder coated stamped aluminum trimplate. The backbox shall be made available with the product or ordered ahead of time for rough-in work. The width of the backbox replaces a standard cinder block. Wall mount to standard 3/2" or 4" octagonal junction box or single gang junction box. Surface conduit entry knockout located on top of housing. Tamperproof hardware is included standard.

INTELLI-CHARGE ELECTRONICS

AC Only - 120/277 VAC dual voltage input with surge protection is standard on all models.

Self-Powered Operation - Charging system is microprocessor driven with software embedded diagnostic routine and temperature compensation. See specification sheet C1059 for electronics details. 120/277 VAC input, surge protection, brownout, AC lockout and low voltage disconnect features are standard.

INTELLI-CHARGE SELF-TESTING DIAGNOSTICS (OPTIONAL)


The Intelli-Charge diagnostic/charging platform with optional self-testing mode automatically runs a one-minute self-test every 30 days and a 30-minute test on the sixth and twelfth month. A one-minute or 90-minute test may be initiated via the push to test switch on the unit or by activating the appropriate test command on the optional IR test device.

BATTERY

Maintenance-free sealed nickel metal hydride with 10-year life.

WARRANTY

Three year full electronics warranty. Five year full plus five year pro-rated NiMH battery warranty.



SHOWN: OPNBRICCP

CODE COMPLIANCE

UL 924 listed
UL damp location and wet location listing standard
NFPA 101, NEC, BOCA, OSHA, and IBC illumination standard
UL 1598 poured concrete approved
ADA compliant when recessed mounted

ELECTRICAL SPECIFICATIONS

Input Power Requirements
AC Only and 2-Circuit Models

120 VAC: 60 Hz, 0.203A

277 VAC: 60 Hz, 0.087A

Self-Powered Models

120 VAC: 60 Hz, 0.203A

277 VAC: 60 Hz, 0.088A

Self-Powered Models with Heater option

120 VAC: 60 Hz, 0.366A

277 VAC: 60 Hz, 0.148A

OPERATING TEMPERATURE RANGE

AC-Only Models

Standard Wet Location: -40°F (-40°C) to 104°F (40°C)

Standard Wet Location w/ 2CKT Option: -40°F (-40°C) to 104°F (40°C)

Self-Powered Models

Standard Wet Location: 32°F (0°C) to 104°F (40°C)

Standard Wet Location w/ Heater Option: -40°F (-40°C) to 104°F (40°C)

ORDERING INFORMATION (EXAMPLE: OPNBRICCP)



SERIES

OP = OptaLite Series White LED Luminaire



BATTERY

A = AC Only
N = Nickel Metal Hydride Battery




HOUSING FINISH

W = White
B = Black
A = Aluminum
G = Gunmetal
BR = Ornamental Bronze
AC = Aged Copper
VG = Velvet Green
N = Nickel
GA = Granite



MODEL DESIGNATOR

IC = Intelli-Charge Diagnostics



FACTORY INSTALLED OPTIONS

2CKT1 = Two-Circuit 120/120 VAC (AC only models)
2CKT2 = Two-Circuit 277/277 VAC (AC only models)
CPR = Concrete-Pour Backbox, Rounded Trimplate¹
CPS = Concrete-Pour Backbox, Squared Trimplate¹
DC = Universal 12-48 VDC Remote Emergency Input (AC only models)
EX = Special Input Transformer (specify voltage & frequency)²
HR = Heater Option for -40°C to 40°C Ambient
T = Self-Testing Diagnostics (Nickel Metal Hydride units only)
TA = Audible Self-Testing Diagnostics (Nickel Metal Hydride units only)

NOTE:

1) Concrete-pour backboxes may be ordered for rough-in. See Accessories. If backboxes are installed, omit ordering with CPR/CPS.
2) Some options impact UL listing. Consult factory for specifics.

ACCESSORIES

(order as a separate line item)

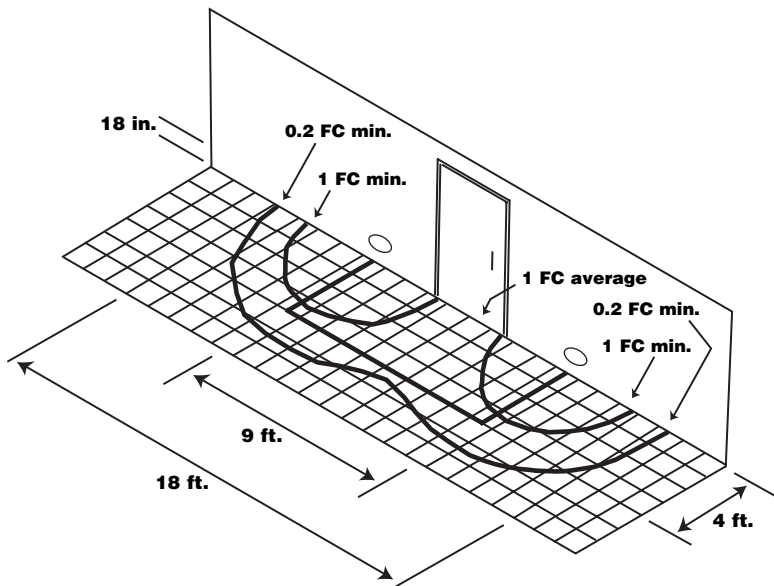
ICIR = Intelli-Charge infra-red remote
T10TPTOOL = Tamperproof Driver and Bit
RCPBXX* = Concrete Pour Back Box, Rounded Trimplate
SCPBBXX* = Concrete Pour Back Box, Squared Trimplate

* Fill in Housing Finish color for "XX" to order matching trimplate color.

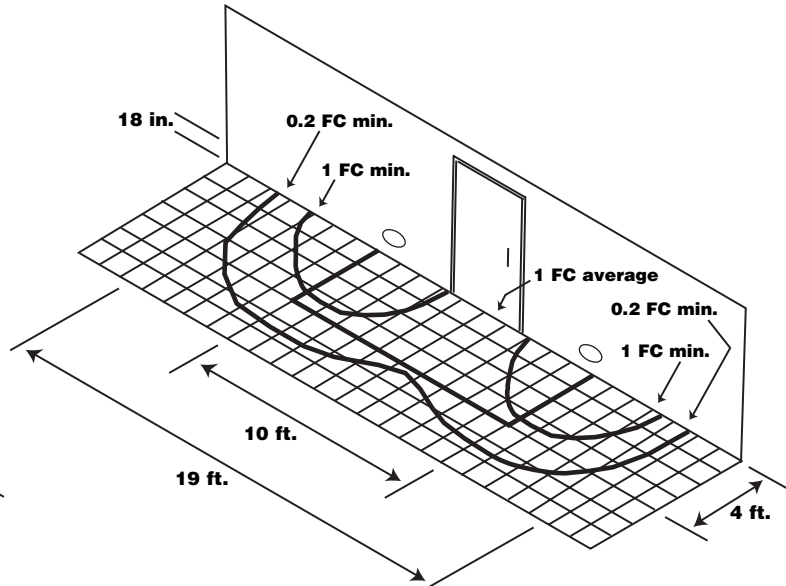
Specification Data for OptaLite

OPTICS (IES formatted files are available on-line)

Wall Mounted 18" AFF, AC Mode



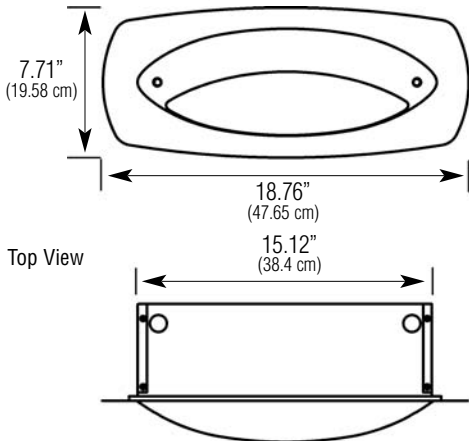
Wall Mounted 18" AFF, Emergency Mode



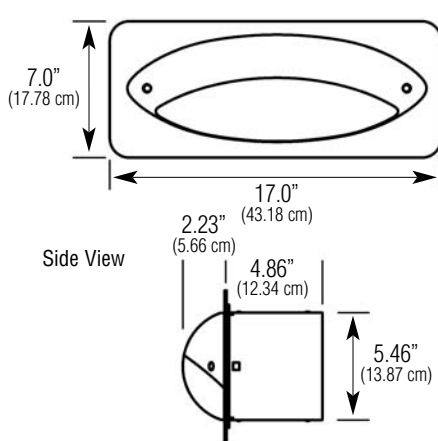
* The optics layout shown is intended to be used as reference only. Standard reflectances used were 80/50/20. Chloride is not responsible for site specific conditions that may alter the results.

TRIMPLATE DIMENSIONS

Rounded Concrete Trimplate



Squared Concrete Trimplate



SUGGESTED SPECIFICATION

Furnish and install Chloride's emergency lighting model OptaLite model _____. The unit shall be constructed to meet Underwriters Laboratories, Inc. Standard #924 and 1598 and must be installed to conform to Article 700 of the National Electrical Code (NEC).

INSTALLATION AND OPERATION – Unit shall be easily field connected to a 120 or 277 VAC, 60 hertz, unswitched power source. Installation must comply with the NEC as well as other applicable codes.

CHARGER (Emergency Operation Only) – All self-powered models shall be provided with Chloride's Intelli-Charge diagnostics electronics platform. Intelli-Charge will detect and notify the installer regarding incorrect wiring of the transformer primary and will restrict the damaging effects on the printed circuit board. The Intelli-Charge electronics package shall provide continuous, real-time monitoring of all the critical equipment functions including, but not limited to: line voltage status and condition, charger fault, transfer fault, battery fault, and LED load fault and notify personnel with a visual indicator sequence. Optional audible diagnostics as well as self-testing diagnostics shall be available from the factory. The self-testing option shall satisfy the periodic testing requirements in NFPA 101, Life Safety Code as well as the International Building Code (IBC). The Intelli-Charge circuit shall continuously sample ambient temperature conditions and adjust the charging regime to compensate for typical and dramatic ambient conditions to maximize the life of the battery. An on-board IR receiver shall be standard and pre-programmed to operate from an optional IR user interface device (available as an accessory item). Upon utility power failure or brownout, the unit shall automatically provide emergency battery power and maintain the stated illumination level output wattage for a minimum period of 90 minutes. Upon restoration of utility power, the charging circuitry shall restore the battery to full charge within UL 924 requirements following a rated discharge of not more than 90 minutes.

BATTERY (Emergency Operation Only) – The battery shall be maintenance-free nickel metal hydride. The NiMH battery shall provide trouble-free operation in temperatures ranging from 32°F (0°C) to 104°F (40°C) in damp and wet location applications and -40°F (-40°C) to 104°F (40°C) when the heater option is specified. The battery shall be tested and recognized in accordance with the accelerated life testing requirements of the IEC. The battery shall be supplied with a five-year full warranty.

ILLUMINATION – Illumination shall be provided by two six-watt white LED modules driven in parallel and used in conjunction with a vacuum metallized polycarbonate reflector. Multiple fixtures shall produce an average of 1 footcandle of emergency illumination over a 4' x 10' egress path when placed at a mounting height of 18" AFF.

HOUSING – Housing construction shall be of premium die cast aluminum with a UV stabilized polycarbonate diffusing lens. The unit shall be available in multiple colors and finishes. The unit shall be wall mounted to standard 3½" octagonal and single gang junction boxes. The unit shall also provide a knockout for surface conduit entry. A bar hanger kit shall be provided for recessed mounting. Exterior, recessed mount applications shall be ordered and installed with the UL-approved concrete-pour backbox option. The backbox shall be made available with the product, or ordered ahead of time for rough-in work. The width of the backbox replaces a standard cinder block.



CHLORIDE
SYSTEMS

272 West Stag Park Service Road • Burgaw NC 28425
Telephone: (910) 259 1000 • Facsimile: (800) 258 8803
www.chloridesys.com

C1601R4
10/10 IH